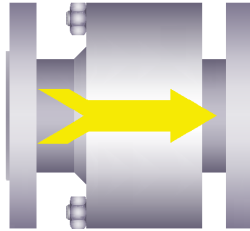


JARECKI CHECK VALVE OPTIONS

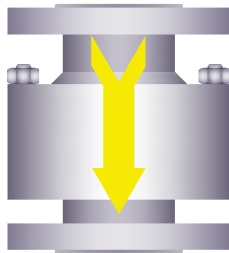
MOUNTING POSITION AND FLOW PATTERN

Horizontal

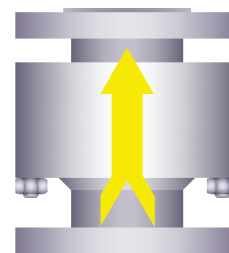


POSITION "A"

Vertical




POSITION "B"

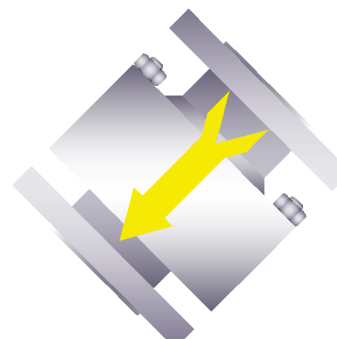


POSITION "C"

Incline



POSITION "D"



POSITION "E"